

Registering for the Barclaycard app with PINsentry

You might need to use your PINsentry card reader to register for the app. If you're asked for a PINsentry code, simply follow the steps below.



1) Slide your card in

Enter the last four digits of your Barclaycard into the app screen. You'll then need to slide your card into the top of the PINsentry, chip-end first, and press **Respond**.



2) Enter your card PIN

Tap in your four-digit card PIN and press **Enter**.



3) Enter the app code

Tap in the eight-digit code shown in the app registration screen and press **Enter**.



4) Complete the registration

The card reader will generate an eight-digit code. Enter this in the app screen to complete the registration.

Find your way around

Card slot

Slide in your Barclaycard face up, chip-end first

Function keys

You'll need **Respond** for online shopping payments



The important stuff you need to know

To use the Barclaycard app, you'll need a UK mobile number and must be the main cardholder of a personal Barclaycard issued in the UK.

The Barclaycard app isn't available for Windows and Blackberry devices, but you can still manage your account online.

When you register for the Barclaycard app using your Barclaycard, you agree to have digital statements only. You can view your statements in the app at any time. If you'd like to receive paper statements, you can change your statement settings in the app.

This information is available in large print, Braille and audio, by calling 0800 161 5326 (via Next Generation Text Relay if appropriate).

Barclaycard also welcomes calls via SignVideo for BSL users. For more information visit barclaycard.co.uk/accessibility

All Barclaycard customer service lines are non-premium rate numbers. Calls to 0800 numbers are free from UK landlines and personal mobiles, otherwise call charges may apply. Please check with your service provider. Calls may be monitored or recorded in order to maintain high levels of security and quality of service.

Barclaycard is a trading name of Barclays Bank UK PLC. Barclays Bank UK PLC is authorised by the Prudential Regulation Authority and regulated by the Financial Conduct Authority and the Prudential Regulation Authority (Financial Services Register number: 759676). Registered in England No. 9740322. Registered Office: 1 Churchill Place, London E14 5HP. Barclays Bank UK PLC adheres to The Standards of Lending Practice which are monitored and enforced by the LSB: www.lendingstandardsboard.org.uk

PIN022



Start today

Your PINsentry card reader



Keep it handy – you may need it in future to shop online securely

The way you pay online is changing

Make sure you know what to do

With regulations coming in soon, you'll sometimes need to confirm it's you when you pay for things online. It's a new way banks are helping protect you from fraud. You can find out more at barclaycard.co.uk/confirm

A PINsentry card reader is one way to confirm it's you. We've put together a handy step-by-step guide on how to use it – make sure you keep this safe. You may also need the PINsentry to register for the Barclaycard app.

For other, more convenient ways to confirm online payments, just see below.

The easiest ways to confirm it's you

Our secure Barclaycard app

It's the quickest and most convenient way to confirm it's you, and you won't need to carry your PINsentry. Just tap to confirm – there are no codes to enter. If you don't already have the app, you can download it from your app store.



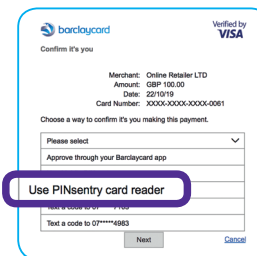
Text message

We'll send a one-time verification code to your mobile, so you won't need to carry your PINsentry.

Just make sure we have your up-to-date mobile number – you can check this through Barclaycard online servicing, the Barclaycard app or by calling 0800 151 0900.


Paying for your online shopping using PINsentry

Please note: all screen images used in this guide are for illustrative purposes only.



1) Choose PINsentry card reader

Enter your card details at the checkout as usual. Choose 'PINsentry card reader' on the Verified by Visa screen.



2) View your reference

You'll be given an eight-digit reference that you'll need in a second.



3) Slide in your card

Slide your Barclaycard into the card reader chip-end first. Press **Respond**.



4) Enter your card PIN

Tap in your four-digit card PIN and press **Enter**. The card reader will confirm if your PIN is correct.



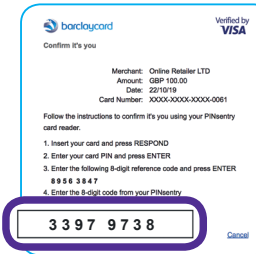
5) Enter your reference

Tap in your eight-digit reference from the Verified by Visa screen and press **Enter**.



6) Get your code

The card reader will generate a new eight-digit code.



7) Enter your code

Enter the eight-digit code from the card reader onto the Verified by Visa screen and click **Submit**.



8) You've confirmed it's you

That's it – your payment will now be processed and you'll get confirmation when it's complete.

Find out more at barclaycard.co.uk/confirm